



MP418SP

18 Inch Powered Subwoofer System



Professional Series

Key Features:

- ▶ 600 watt, 4 ohm VGC™ (Vented Gap Cooling) 18 inch low frequency transducer for unsurpassed performance.
- ▶ Powered By Crown® - Dual channel amplifier with 660 watts RMS per channel into 4 ohms or 400 watts RMS into 8 ohms.
- ▶ Flexibility - May be used with passive or powered satellite speakers.
- ▶ Enclosure constructed of 18 mm plywood and coated with JBL's exclusive DuraFlex™ - a rugged, advanced, poly-urea finish.
- ▶ 16 gauge, hexagon perforated, steel grill.
- ▶ Heavy-duty steel carry handles.
- ▶ Heavy duty casters mounted on the rear of the enclosure for easy transport.
- ▶ 35 mm pole mount receptacle.

The MP418SP is a compact, powered, single 18 inch, bass-reflex subwoofer system. Designed for portable applications, the MP418SP includes heavy-duty, 3 inch casters and ergonomically positioned steel carry handles to facilitate transport. A dual-channel Crown amplifier with signal processing is incorporated into the system. While one amplifier channel (the "Internal" channel) is dedicated to powering the internal 18" VGC woofer, the other channel (the "External" channel) may be used in one of two ways:

In the "Sub + Sat" mode, an MP418SP may be used with a full-range, passive speaker for a single channel, two piece system. The external amplifier channel powers the satellite.

In the "Sub + Sub" mode, the external amplifier channel is used to drive the MP418S (a passive version of the MP418SP). Stereo, high-passed line-outputs are provided to drive powered satellite speakers or an external amplifier / speaker system.



Shown with MP410 and Optional SS3BK Pole



Preliminary Specifications:

Speaker	System Type: Powered 18" subwoofer, bass-reflex enclosure
Frequency Range (-10 dB):	36 Hz - 150 Hz
Frequency Response (±3 dB):	40 Hz - 120 Hz
Sensitivity (1w/1m) ¹ :	101 dB SPL
Nominal Impedance:	4 ohms
Rated Maximum SPL ² :	132 dB SPL peak
Dimensions (H x W x D) ³ :	617.9 mm x 538.1 mm x 776.6 mm (24.33 in x 21.19 in x 30.57 in)
Net Weight:	54 kg (119 lbs.)
Drivers:	1 x JBL 2241G
Optional Accessories:	SS3BK pole
Amplifier	
Amplifier Power ⁴ :	660 watts @ 4 ohms (per channel) 400 watts @ 8 ohms (per channel)
Crossover Frequency:	120 Hz
Required AC Mains:	50/60 Hz (North American units are 60 Hz only); 120 and 230-240 VAC (±10%) units are available
AC Line Current:	120 volts: 9.5 A; 230 Volts ±10%: 5.0 A
Power Consumption at Idle:	No more than 90 watts
Total Harmonic Distortion:	1 kHz rated power, 0.5% or less true THD from 20 Hz to 20 kHz

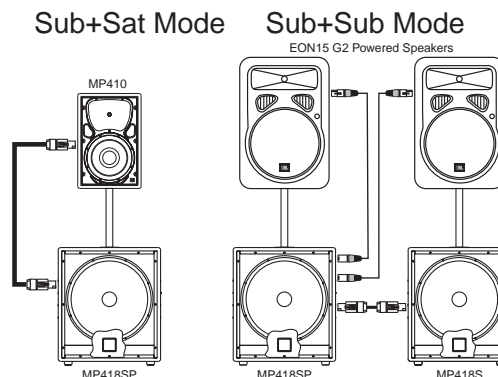
¹ Half space (2π) conditions

² Calculated half space (2π) performance based upon Amplifier Peak Power (1400 watts) and Sensitivity

³ Dimensions include feet and casters

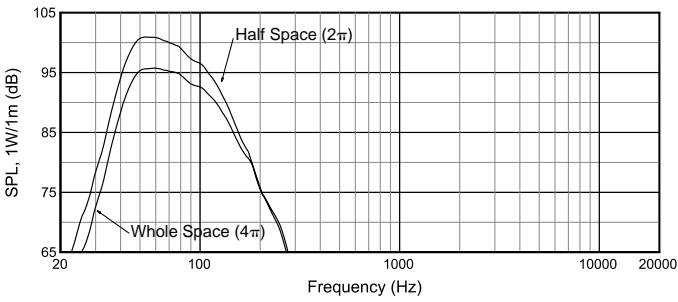
⁴ Standard 1 kHz Power; refers to maximum average power at 1 kHz with 0.5% THD

JBL continually engages in research related to product improvement. New materials, production methods and design refinements are introduced into existing products without notice as a routine expression of that philosophy. For this reason, any current JBL product may differ in some respect from its published description, but will always equal or exceed the original design specifications unless otherwise stated.

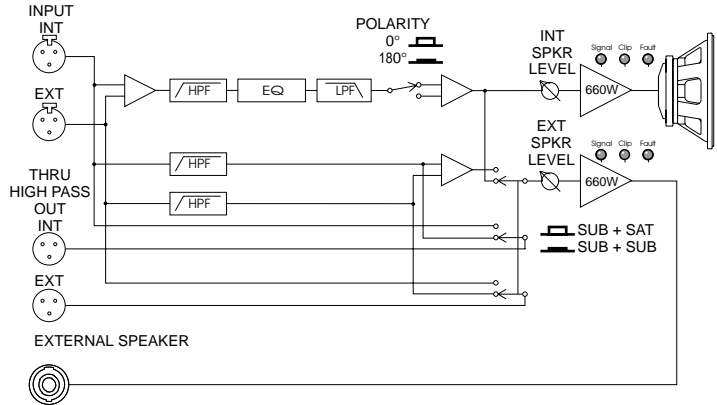


▶ MPro MP418SP 18 Inch Powered Subwoofer System

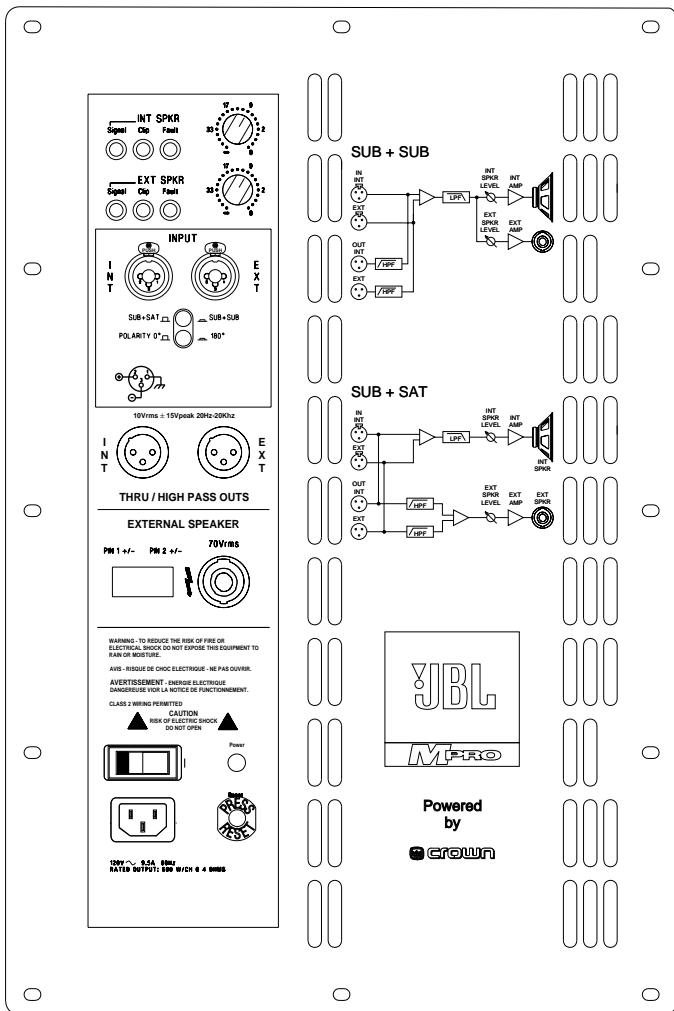
Frequency Response:



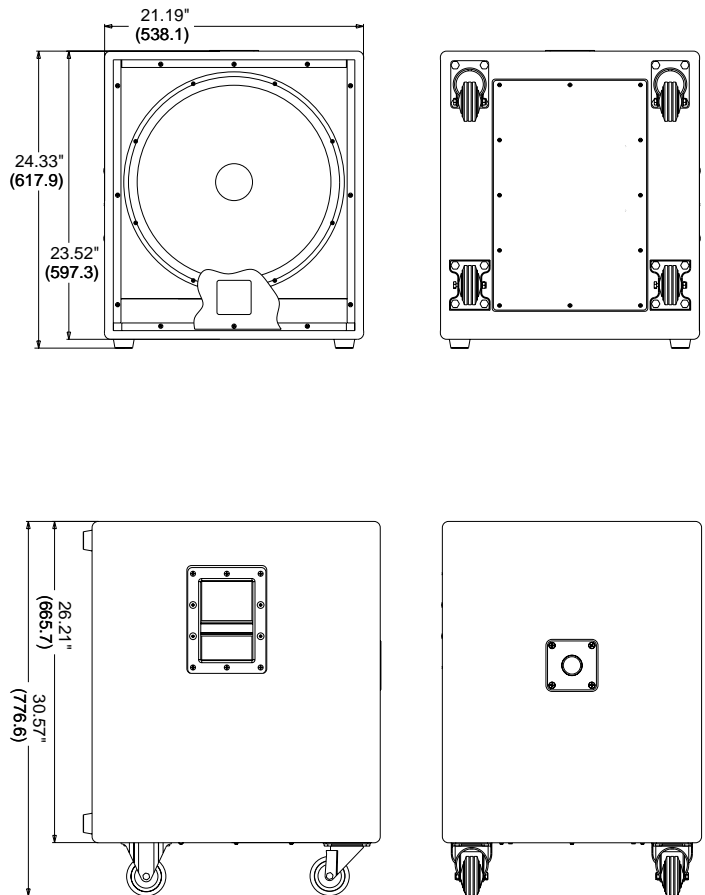
Block Diagram:



Amplifier Panel:



Dimensions:



JBL Professional
 8500 Balboa Boulevard, P.O. Box 2200
 Northridge, California 91329 U.S.A.

CRP 15M
 5/01

▶ A Harman International Company